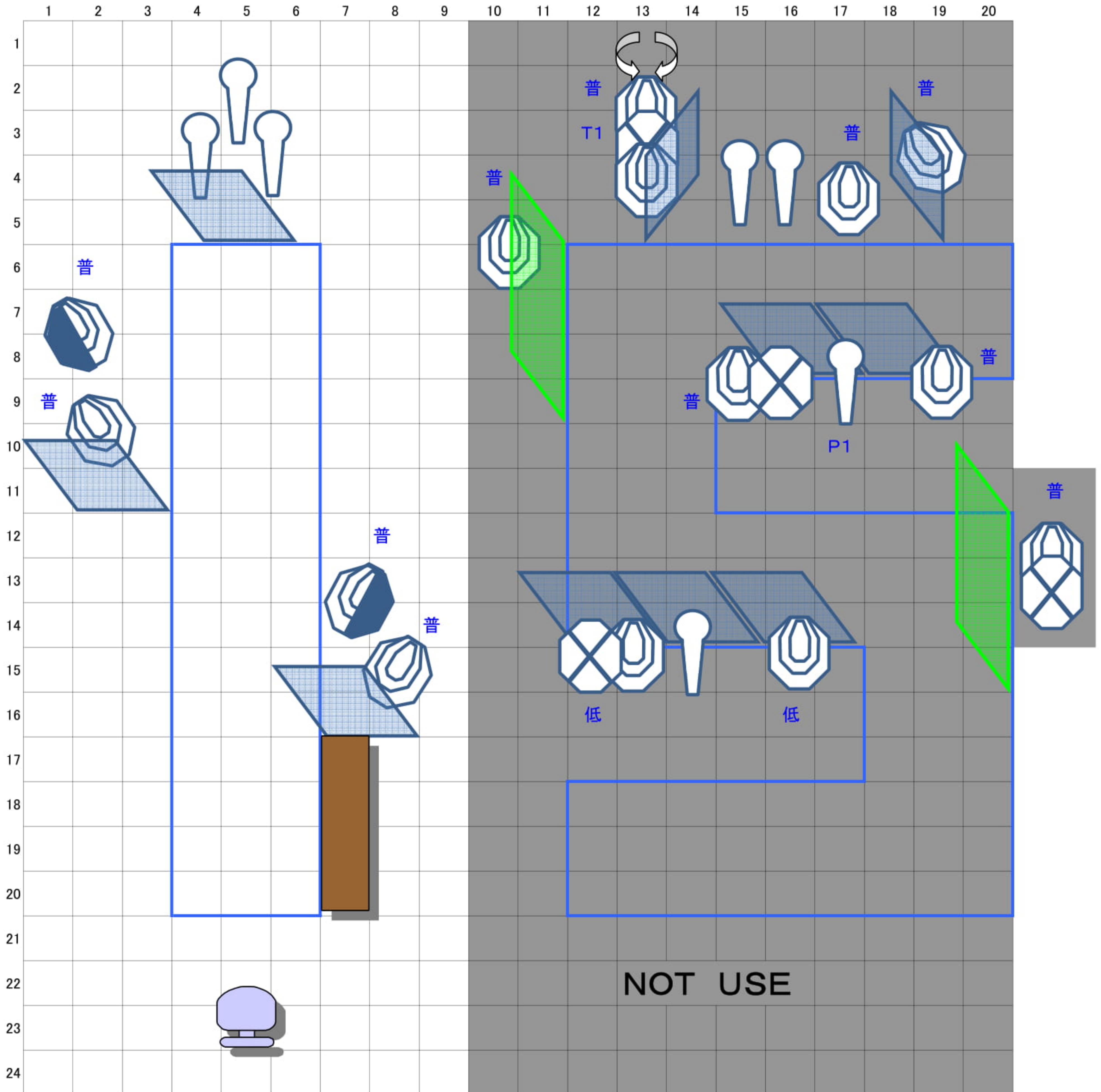


Stage: 01

IPSC Action Air DVC 雷神10

2018.12.16



**RULES:**

Stage No. & Title :

Type of Course :

Stage Designer:

Targets:

Number of Projectiles to be scored:

Handgun Ready Condition:

Starting Position:

Time Start:

Procedure:

Remark:

**IPSC ACTION AIR**

STAGE 1 / Raijin10 Short 01

SHORT

Hideki Maekawa

4 IPSC, 3 PP, — P, — NS

11 Projectiles / 55 PTS

Chamber Empty, No Magazin Inserted,  
Gun & Magazines Flatted on the Table to be used.

Facing Down range,Sitting on the Chair,Back rested, Hands on lap.

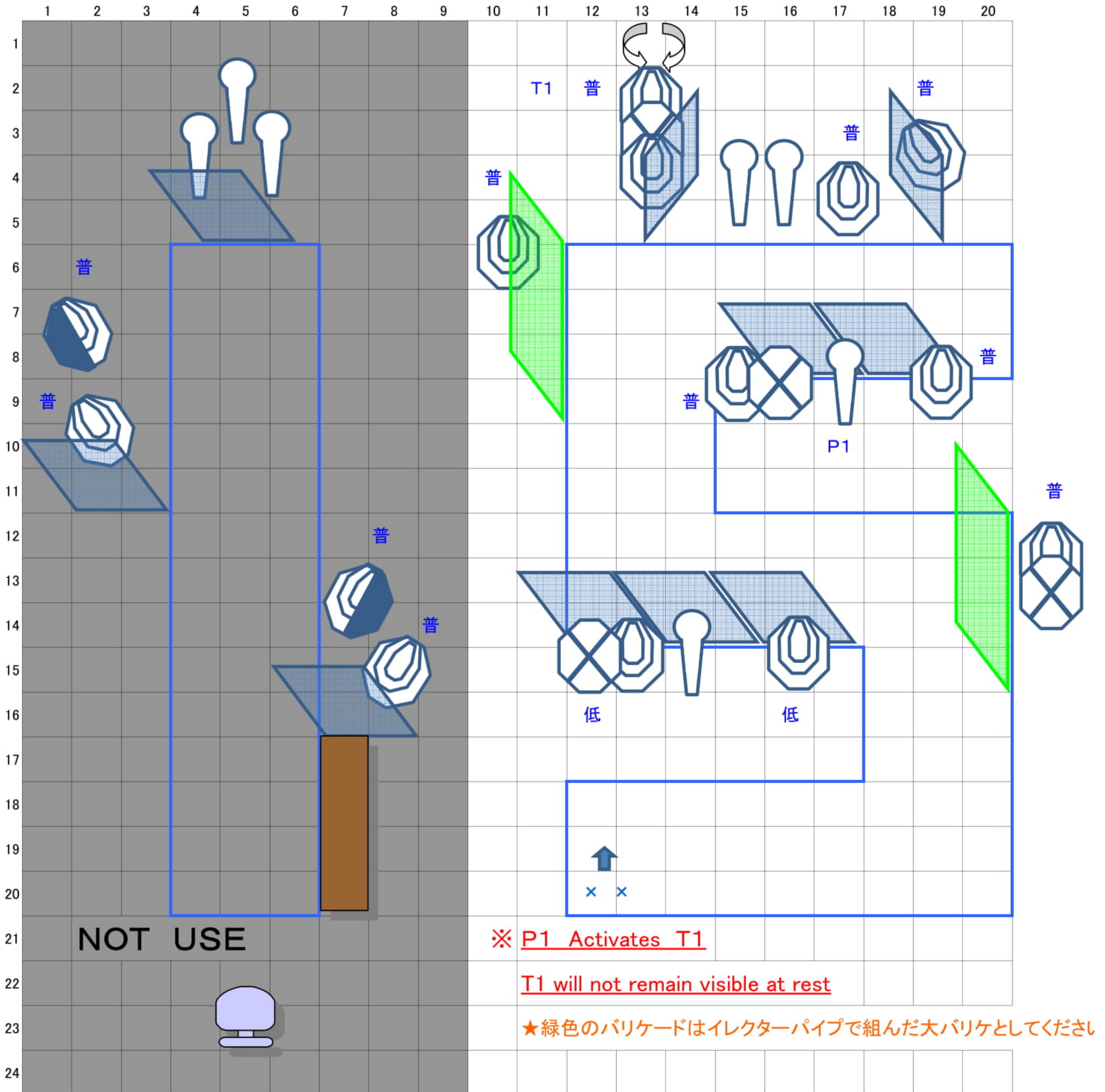
Audible

After Signal, Engage all Targets When visible from within  
the designated areas.

Stage: 02

IPSC Action Air DVC雷神10

2018.12.16



**RULES:**

Stage No. & Title :

Type of Course :

Stage Designer:

Targets:

Number of Projectiles to be scored:

Handgun Ready Condition:

Starting Position:

Time Start:

Procedure:

Remark:

**IPSC ACTION AIR**

STAGE 2 / Raijin10 Medium 01

MEDIUM

Hideki Maekawa

10 IPSC, 4 PP, — P, 4 NS

24 Projectiles / 120 PTS

Magazin Inserted, No Chamber Loaded, Holster.

Facing Down range, Heels on the Mark, Hands relaxed at sides.

Audible

After Signal, Engage all Targets When visible from within the designated areas.

(1)Turning Target T1 is activated by engaging P1.

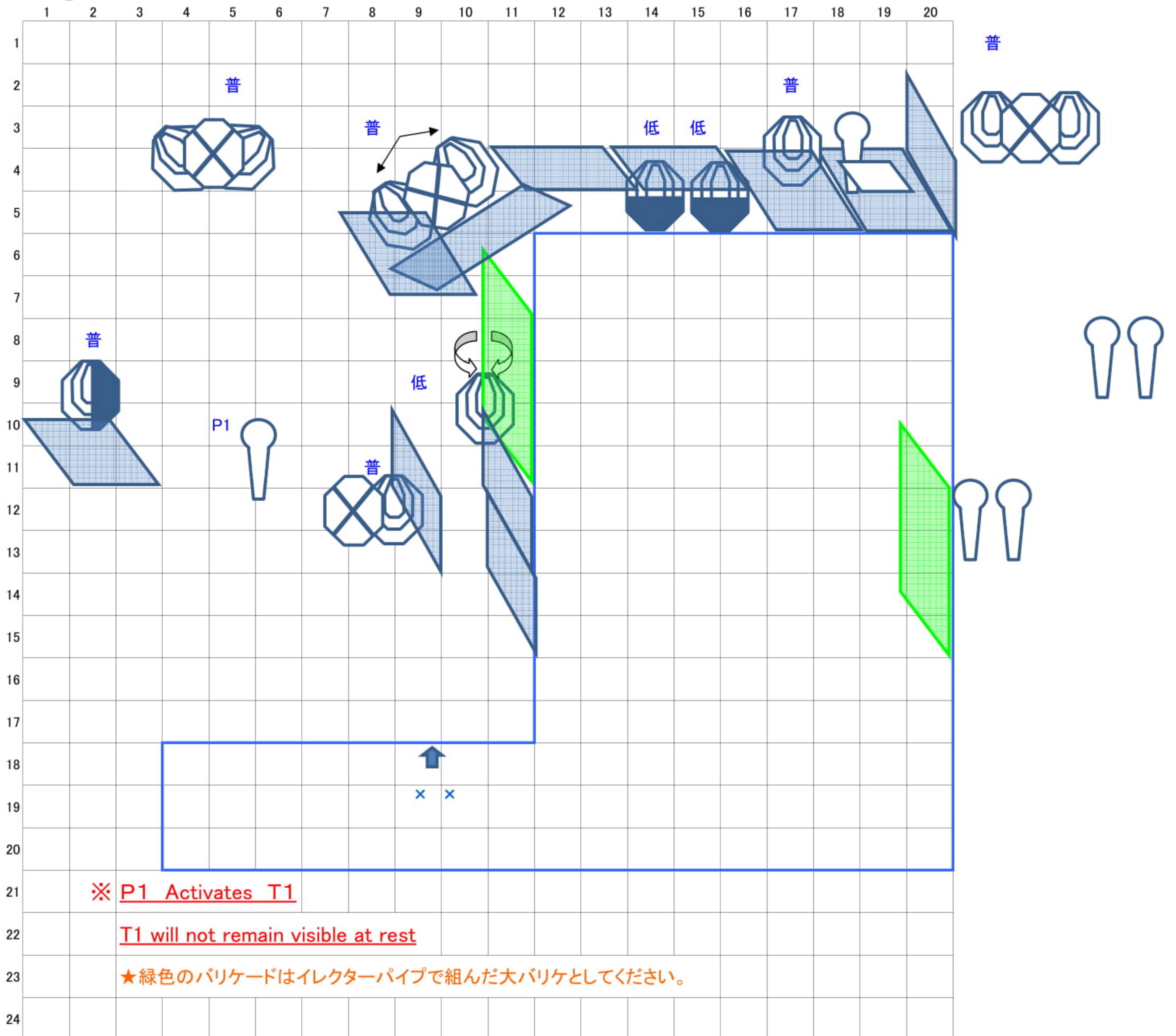
(2)T1 will not remain visible at rest.

※ターンターゲットは1秒毎に作動

Stage: 03

IPSC Action Air DVC雷神10

2018.12.16



**RULES:**

Stage No. & Title :

Type of Course :

Stage Designer:

Targets:

Number of Projectiles to be scored

Handgun Ready Condition:

Starting Position:

Time Start:

Procedure:

Remark:

**IPSC ACTION AIR**

STAGE 3 / Raijin10 Long

LONG

Hideki Maekawa

12 IPSC, 6 PP, — P, 3 NS

30 Projectiles / 150 PTS

Holster

Facing Down range, Heels on the Mark, Hands relaxed at sides.

Audible

After Signal, Engage all Targets When visible from within the designated areas.

P1でスインガーとターンターゲット起動  
ターンターゲットは1秒毎に動作