

RULES:

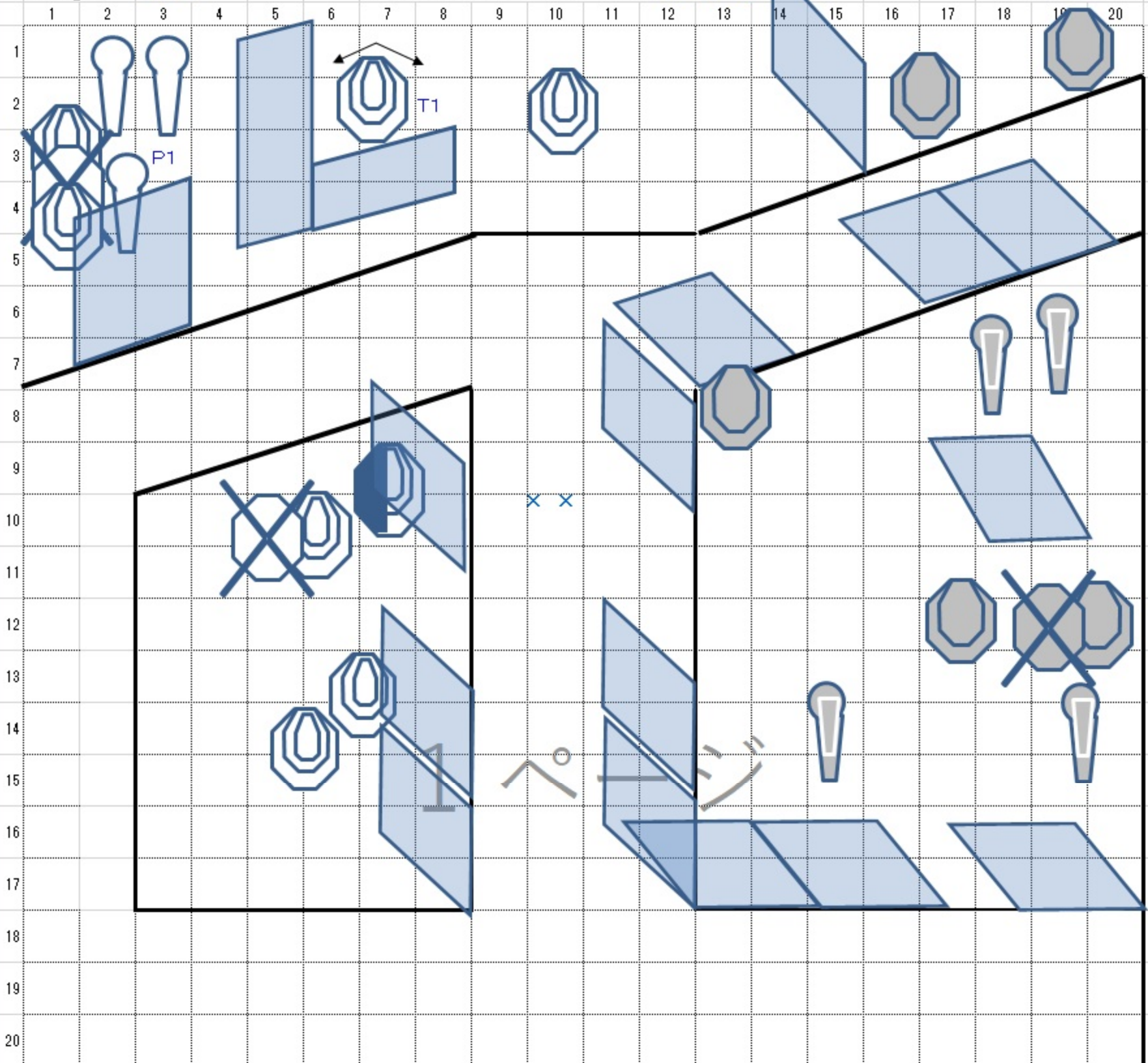
Stage No. & Title :
 Type of Course :
 Stage Designer:
 Targets:
 Number of Projectiles to be scored:
 Handgun Ready Condition:

IPSC ACTION AIR
STAGE 1 / Raijin12 Short-1
Short
Shigeki Akagiri
 5 IPSC, 0 PP, — P, 2 NS
 10 Projectiles / 50 PTS

Starting Position:
 Time Start:
 Procedure:

Facing Down range, Heels on the Mark, Hands relaxed at sides.
Audible
After Signal, Engage all Targets When visible from within the designated areas.

Remark:



RULES:

Stage No. & Title :

Type of Course :

Stage Designer:

Targets:

Number of Projectiles to be scored:

Handgun Ready Condition:

Starting Position:

Time Start:

Procedure:

Remark:

IPSC ACTION AIR

STAGE 2 / Raijin12 Middle-1

Middle

Shigeki Akagiri

8 IPSC, 3 PP, — P, 2 NS

19 Projectiles / 95 PTS

Chamber Empty, Magazin Inserted,

Facing Down range,Heels on the Mark, Hands relaxed at sides.

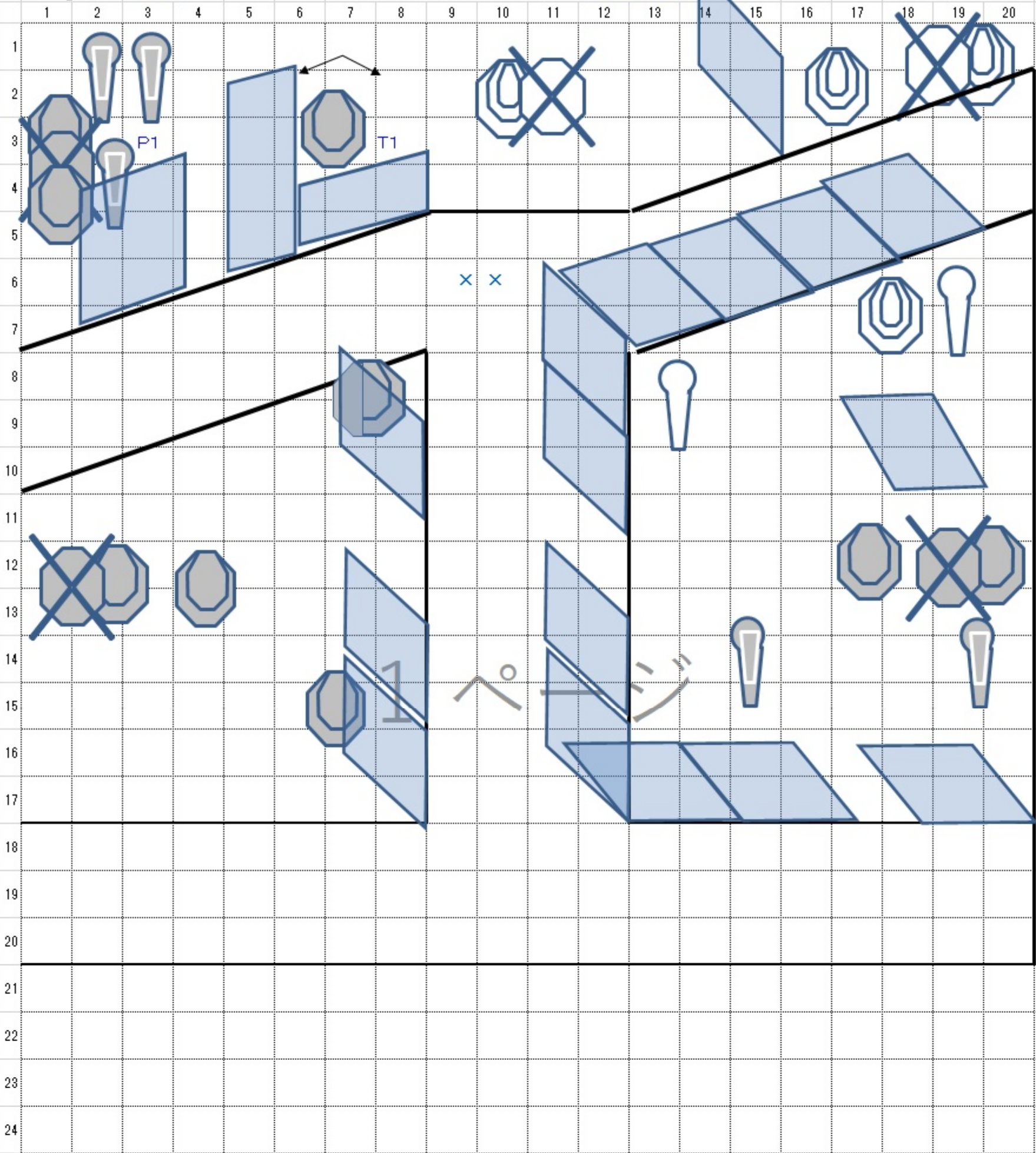
Audible

After Signal, Engage all Targets When visible from within

the designated areas.

(1)Swinging Target T1 is activated by P1.

(2)T1 will remain visible at rest.



RULES:

Stage No. & Title :

Type of Course :

Stage Designer:

Targets:

Number of Projectiles to be scored:

Handgun Ready Condition:

Starting Position:

Time Start:

Procedure:

Remark:

IPSC ACTION AIR

STAGE 3 / Raijin12 Sort-2

Short

Shigeki Akagiri

4 IPSC, **2** PP, **—** P, **2** NS

10 Projectiles / **50** PTS

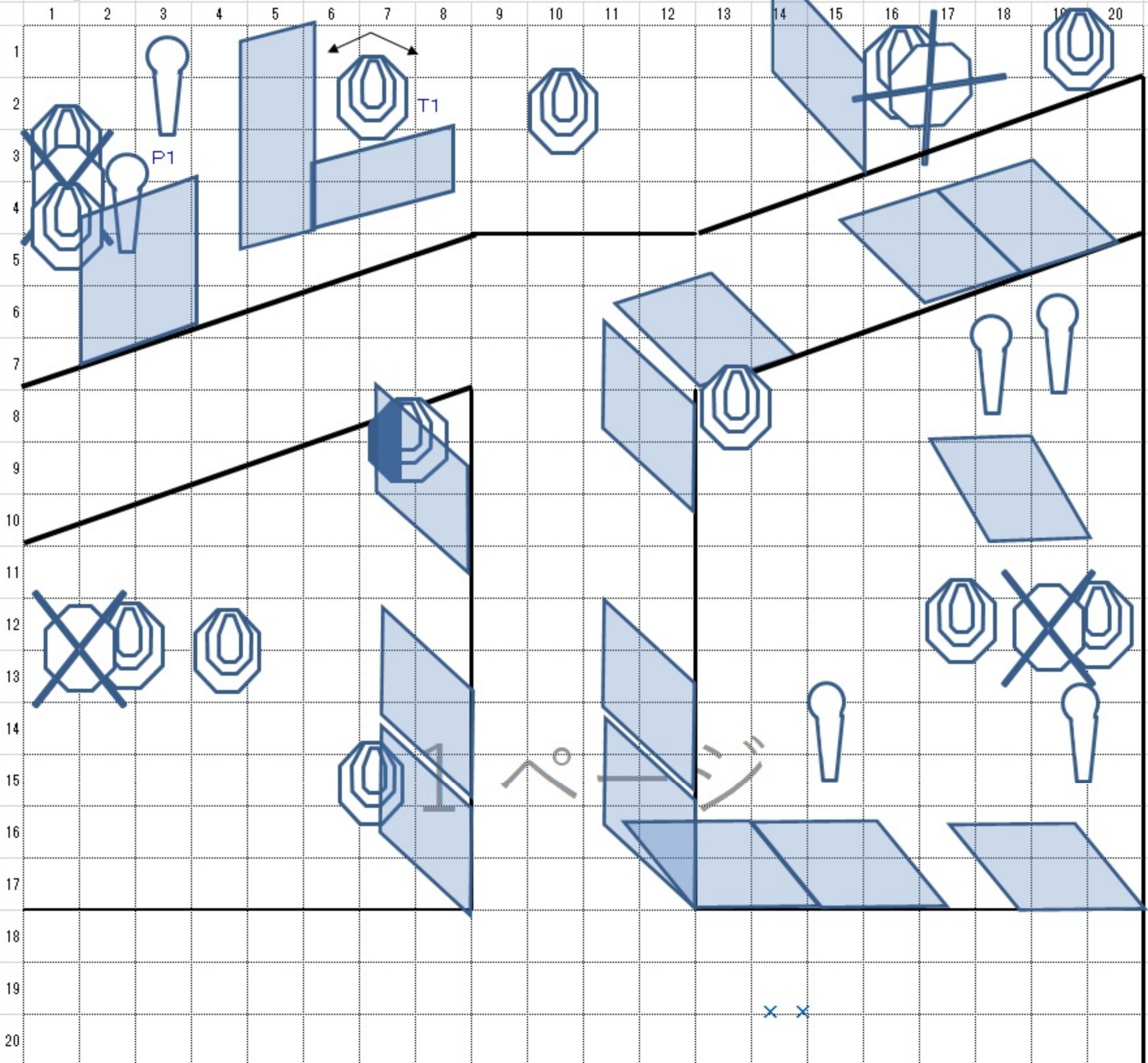
Holster

Facing Up range, Heels on the Mark, Hands relaxed at sides.

Audible

After Signal, Engage all Targets When visible from within

the designated areas.



RULES:

Stage No. & Title :

Type of Course :

Stage Designer:

Targets:

Number of Projectiles to be scored:

Handgun Ready Condition:

Starting Position:

Time Start:

Procedure:

Remark:

IPSC ACTION AIR

STAGE 4 / Raijin12 Long

Long

Shigeki Akagiri

13 IPSC, **6** PP, — P, **3** NS

32 Projectiles / **160** PTS

Holster

Facing Down range,Heels on the Mark, Hands relaxed at sides.

Audible

After Signal, Engage all Targets When visible from within the designated areas.

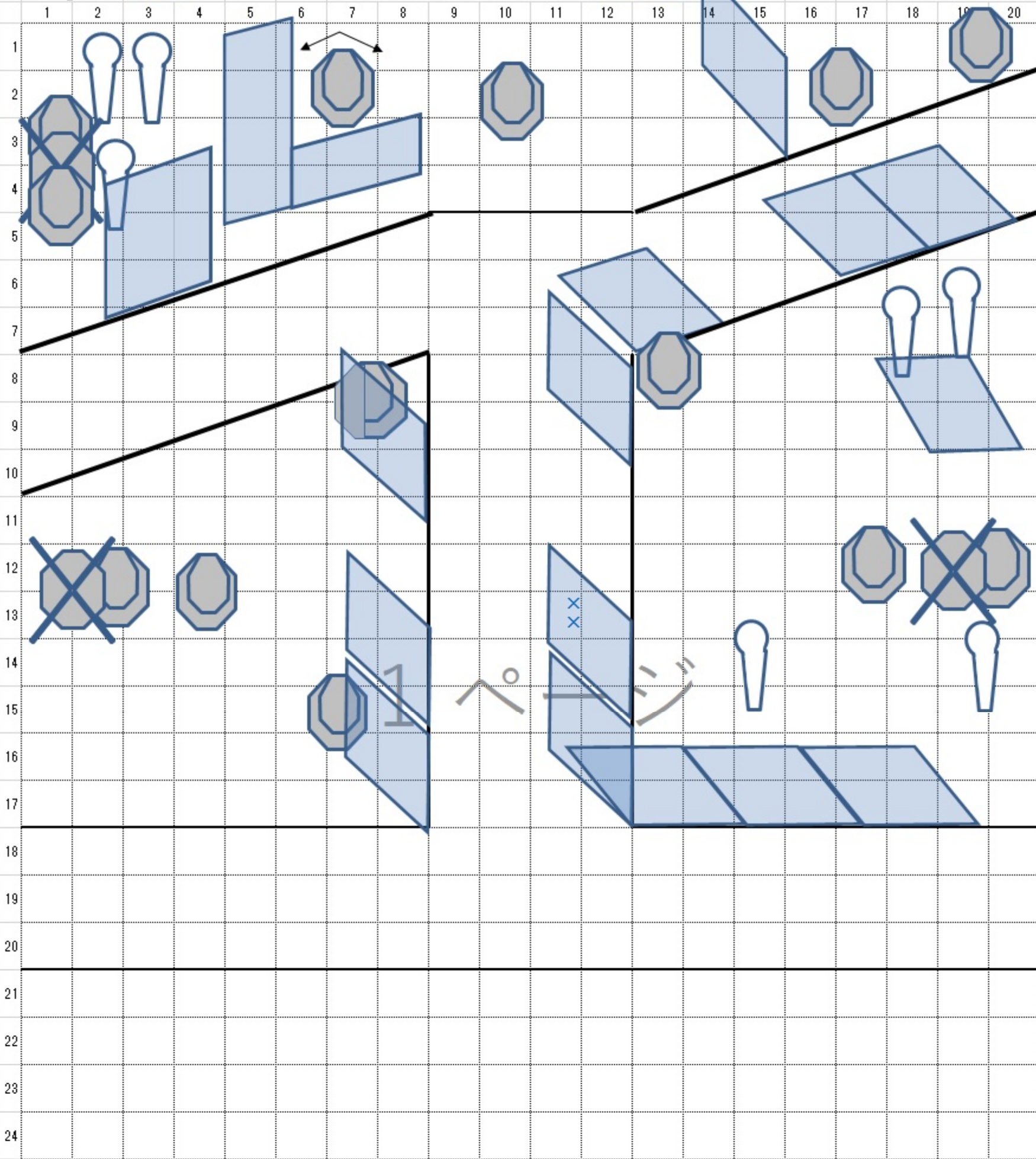
(1)Swinging Target T1 is activated by P1.

(2)T1 will remain visible at rest.

Stage: **05**

IPSC Action Air DVC雷神12

2019.04.21



RULES:

Stage No. & Title :

Type of Course :

Stage Designer:

Targets:

Number of Projectiles to be scored:

Handgun Ready Condition:

Starting Position:

Time Start:

Procedure:

Remark:

IPSC ACTION AIR

STAGE 5 / Raijin12 Short-3

Short

Shigeki Akagiri

0 IPSC, **7** PP, — P, **0** NS

7 Projectiles / **35** PTS

Holster

Touch the Mark by both hand.

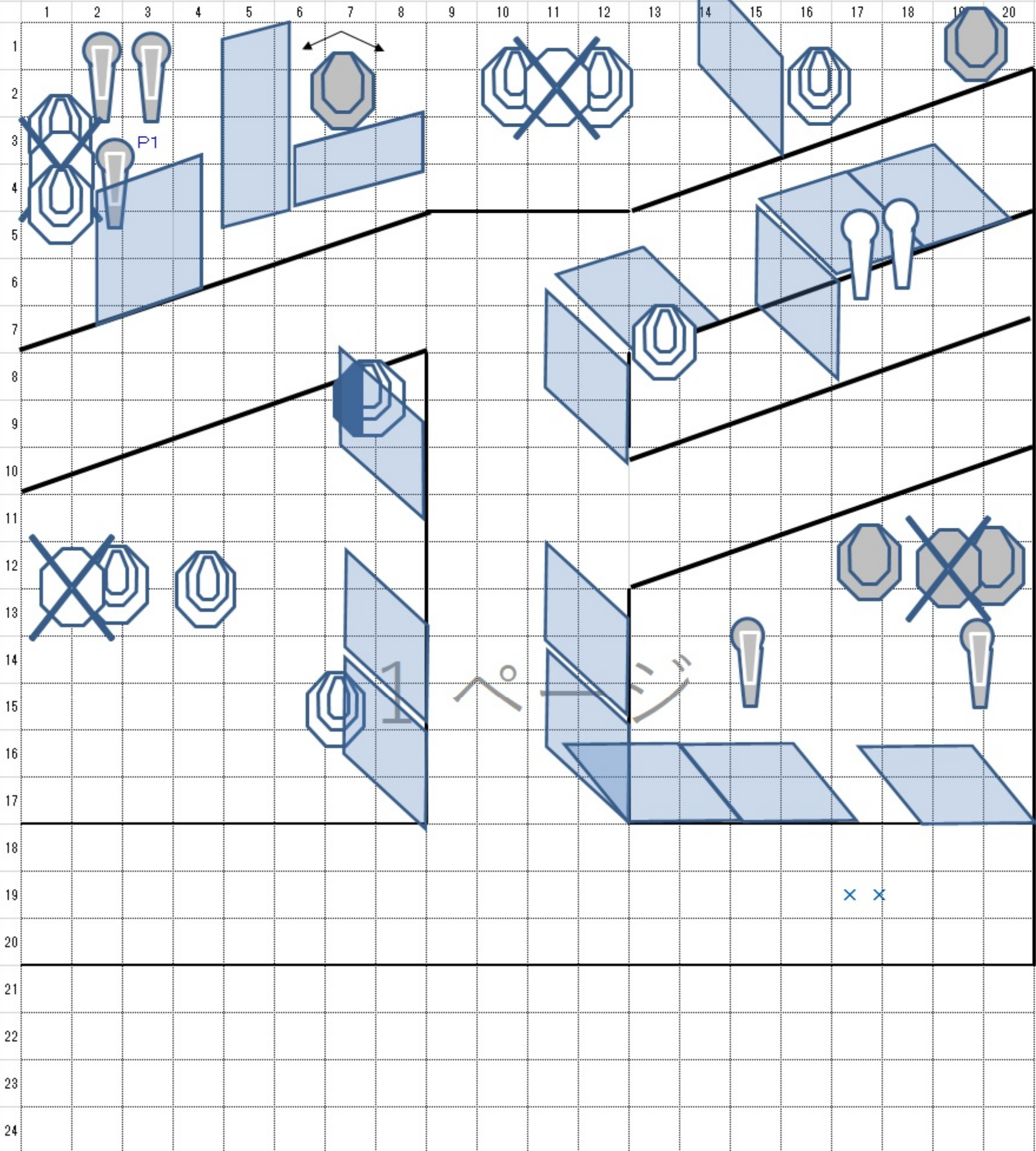
Audible

After Signal, Engage all Targets When visible from within the designated areas.

Stage: **06**

IPSC Action Air DVC雷神12

2019.04.21



RULES:

Stage No. & Title :

Type of Course :

Stage Designer:

Targets:

Number of Projectiles to be scored:

Handgun Ready Condition:

Starting Position:

Time Start:

Procedure:

Remark:

IPSC ACTION AIR

STAGE 6 / Raijin12 Middle-2

Middle

Shigeki Akagiri

10 IPSC, **2** PP, **—** P, **3** NS

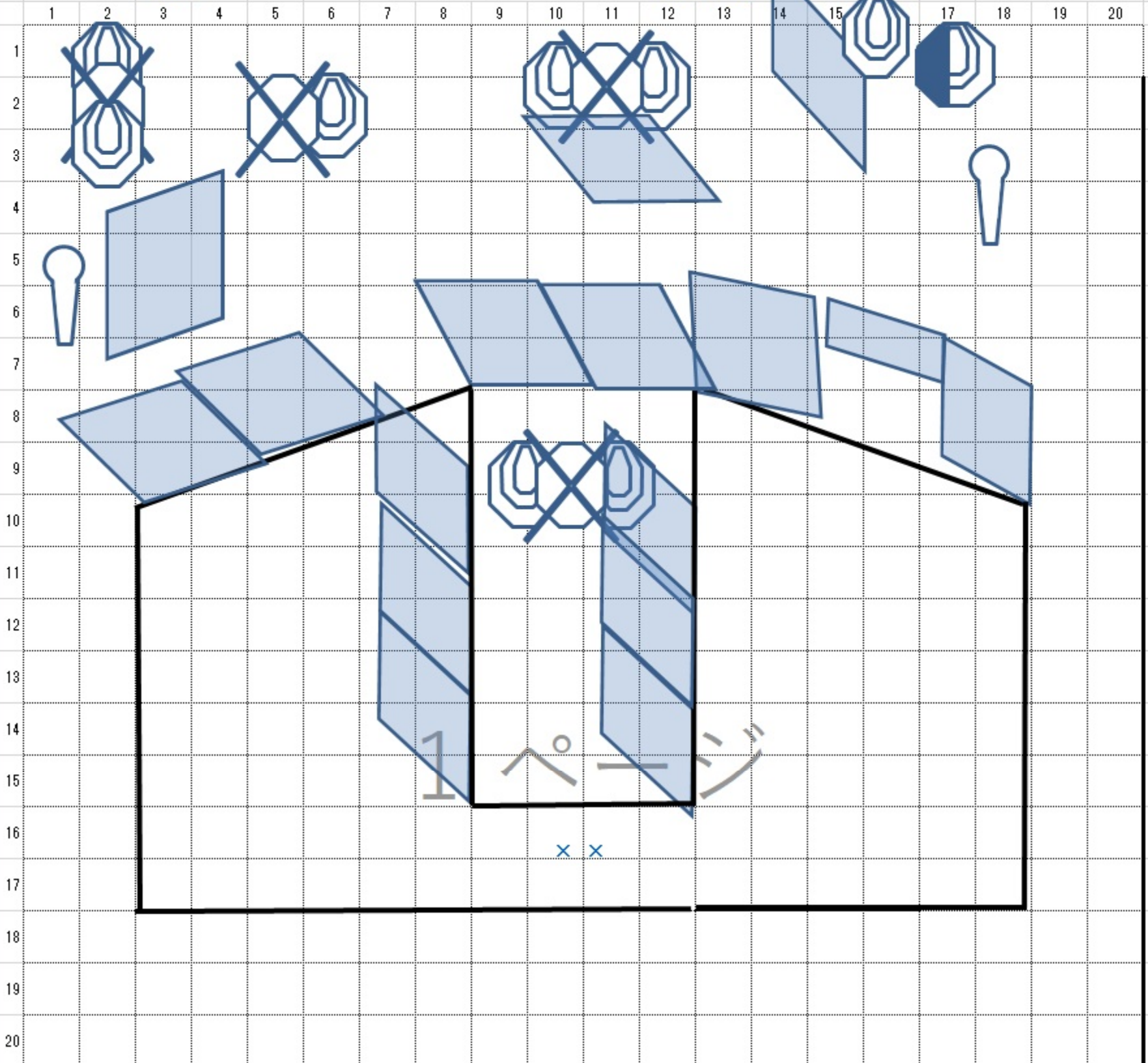
22 Projectiles / **110** PTS

Holster

Facing Down range,Heels on the Mark, Hands relaxed at sides.

Audible

After Signal, Engage all Targets When visible from within the designated areas.



RULES:

Stage No. & Title :

Type of Course :

Stage Designer:

Targets:

Number of Projectiles to be scored:

Handgun Ready Condition:

Starting Position:

Time Start:

Procedure:

Remark:

IPSC ACTION AIR

STAGE 8 / Raijin12 Middle-3

Middle

Shigeki Akagiri

9 IPSC, **2** PP, **0** P, **4** NS

20 Projectiles / **100** PTS

Holster

Facing Up range, Heels on the Mark, Hands relaxed at sides.

Audible

After Signal, Engage all Targets When visible from within the designated areas.